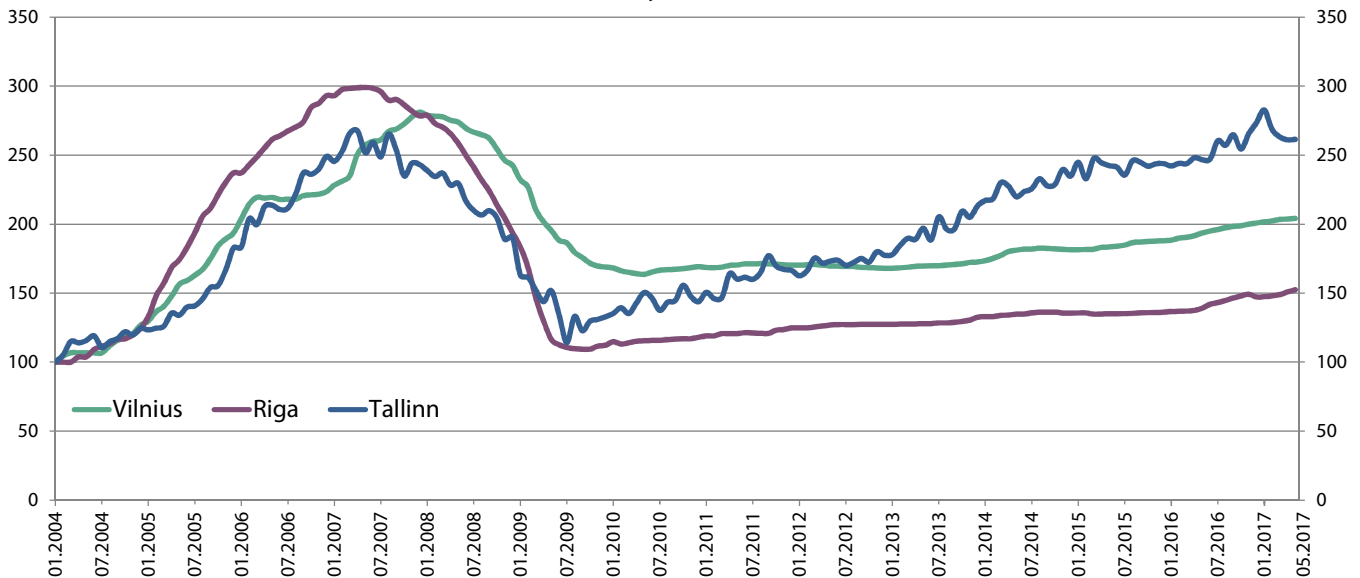


OBER-HAUS BALTIC APARTMENT PRICE INDEX
(January 2004 = 100)



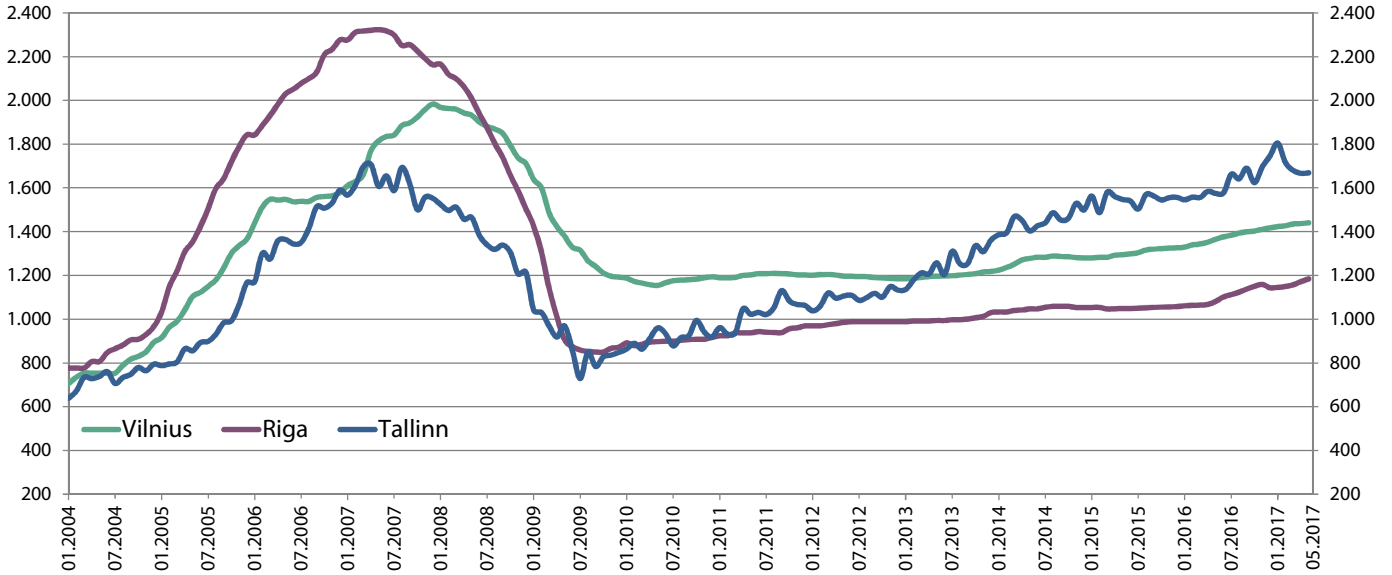
| City | Change in last month | Change in last 12 months | Change from the highest value | Average price (EUR/sqm) |
|---------|----------------------|--------------------------|-------------------------------|-------------------------|
| Vilnius | +0.2% | +5.5% | -27.4% | 1,440 |
| Riga | +1.0% | +9.5% | -49.0% | 1,184 |
| Tallinn | +0.1% | +6.0% | -7.5% | 1,669 |

Apartment prices in Vilnius increased by **0.2%** to **1,440 EUR/sqm** in May 2017. During a year apartment prices in Vilnius increased by **5.5%** and since the last lowest price level in May 2010, apartment prices are higher by 24.8% (by 286 EUR/sqm). In January-May 2017, the number of apartment transactions in Vilnius (4,060 transactions) decreased by almost 5% compared with January-May 2016.

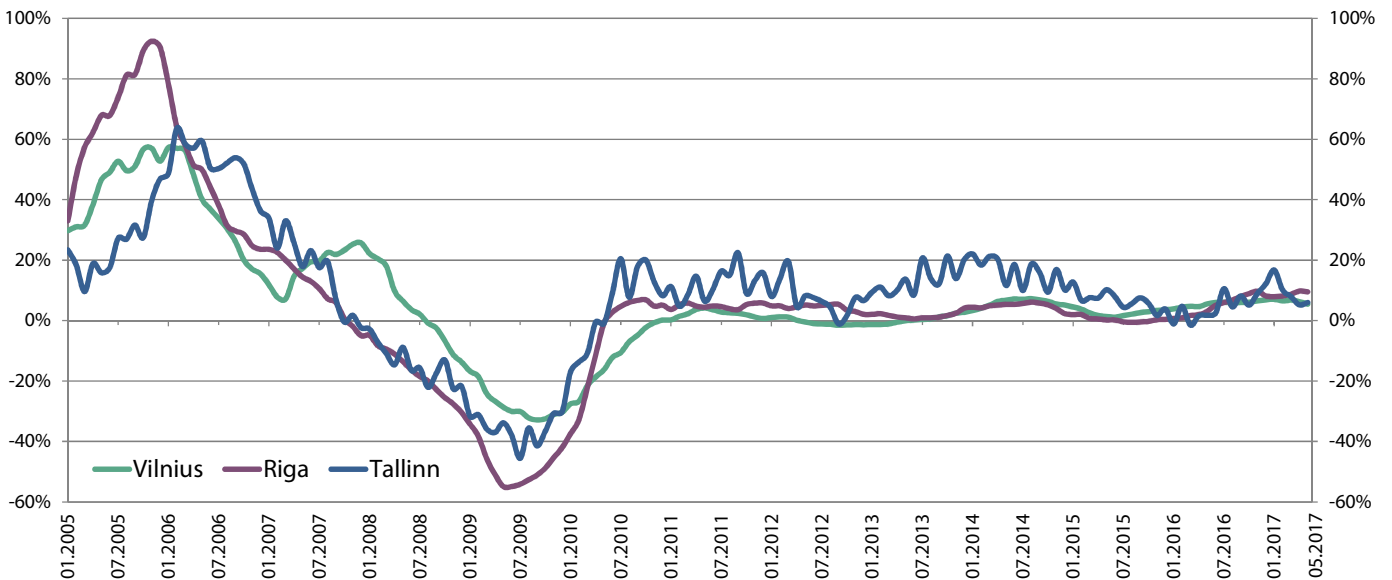
In May 2017 apartment prices in Riga increased by **1.0%** to the average price of **1,184 EUR/sqm**. Over the past 12 months, the average apartment price has increased **9.5%**. In total there were 3,851 apartment transactions in January-May 2017 in Riga, which is almost 2% less than in the same period of 2016.

The average apartment price in Tallinn increased by **0.1%** to **1,669 EUR/sqm** in May 2017. Over the past 12 months, the average apartment price has increased **6.0%**. In total there were 4,011 apartment transactions in January-May 2017 in Tallinn, which is 11% more than in January-May 2016.

AVERAGE APARTMENT PRICES IN BALTIC CAPITALS
(EUR/sqm)



ANNUAL APARTMENT PRICE CHANGES IN BALTIC CAPITALS



The Ober-Haus Baltic Apartment Price Index is the ownership of **Ober-Haus Real Estate Advisors**. Any information related to the content must be accompanied by reference to **Ober-Haus Real Estate Advisors**.