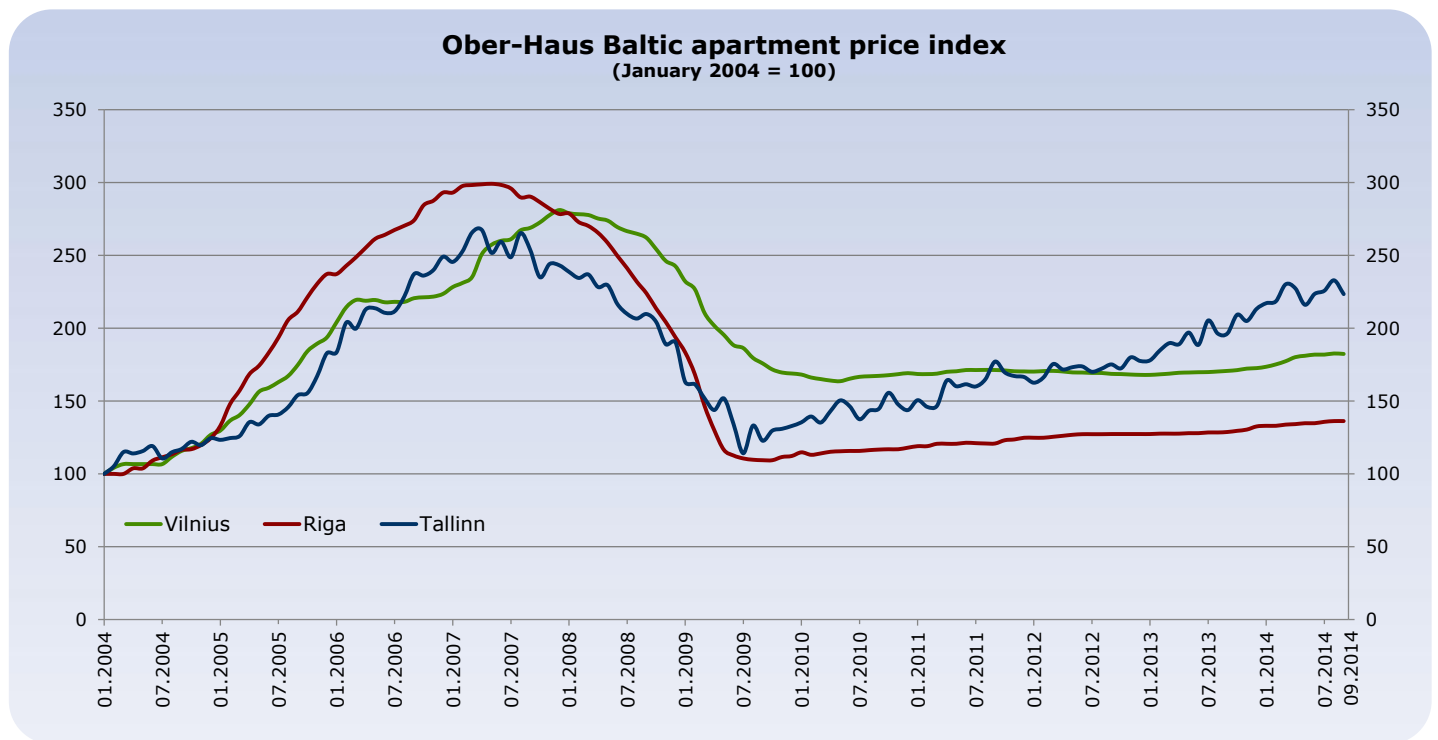


Ober-Haus Baltic Apartment Price Index

September 2014



City	Change in last month	Change in last 12 months	Change from the highest value	Average price EUR/sqm
Vilnius	-0.2%	+6.8%	-35.1%	1,286
Riga	0.0%	+5.8%	-54.5%	1,058
Tallinn	-4.1%	+13.7%	-16.5%	1,426

After positive price trends in the last 18 months apartment prices in Vilnius decreased by **0.2%** to **1,289 EUR/sqm** in September 2014. The annual growth of apartment prices has decreased to **6.8%** (in August, the annual growth of apartment prices in the capital city was 7.3%). The biggest decrease in prices was recorded in the 45-55 sqm sized old and new construction apartments in residential districts. In January-September 2014, the number of apartment transactions increased by 15% in compared to the same period of 2013.

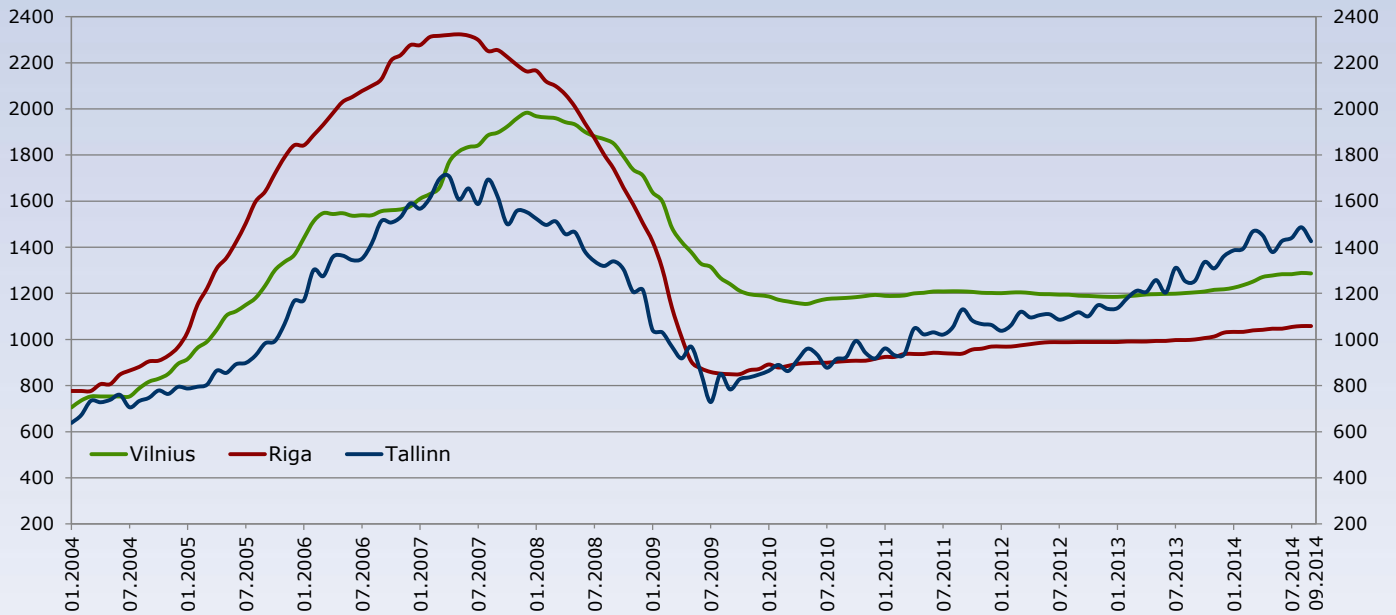
In September 2014 apartment prices in Riga remained stable with the average price of **1,058 EUR/sqm**. Over the past 12 months, the average apartment price has increased **5.8%**. Since the lowest price level (September-October 2009), apartment prices in Riga have raised 24.6% (+208 EUR/sqm). In total there were 6,911 apartment transactions in January-September 2014 in Riga – 5.3% more than in the same period of 2013.

The average apartment price in Tallinn decreased **4.1%** to **1,426 EUR/sqm** in September 2014, which means that annual increase is **13.7%**. In total there were 5,474 apartment transactions in January-September 2014 in Tallinn, which is 3.8% less than in the same period of 2013.

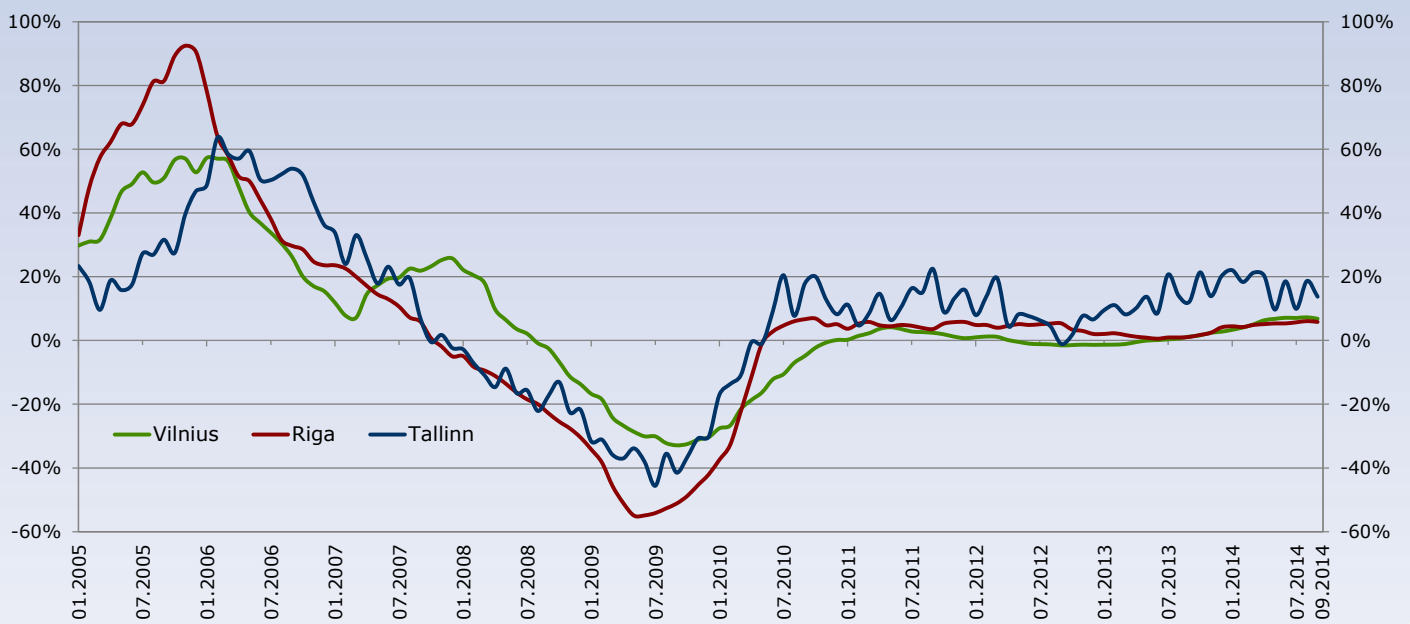
Ober-Haus Baltic Apartment Price Index

September 2014

Average apartment prices in Baltic capitals
(EUR/sqm)



Annual apartment price changes in Baltic capitals



The Ober-Haus Baltic Apartment Price Index is the ownership of **Ober-Haus Real Estate Advisors**. Any information related to the content must be accompanied by reference to **Ober-Haus Real Estate Advisors**.